



# Liqui-Fuge LFP Perforated Rotary Drum Screen

Product Information Guide



Find more product information at:  
[vulcanindustries.com](http://vulcanindustries.com)





# Liqui-Fuge LFP Perforated Rotary Drum Screen

The **Liqui-Fuge LFP, Perforated Drum Screen** is an automatic, self-cleaning fine screen for a variety of applications from primary to membrane screening in municipal and industrial sewage treatment applications. This latest rotary drum screen from Vulcan Industries is specifically designed for protecting secondary and tertiary wastewater treatment systems. While other treatment technologies including MBR, IFAS and MBBR systems are fouled by hair, fibers and small particles, the fine opening perforated media of the LFP can effectively remove those materials in normal operation. The Liqui-Fuge LFP is designed to accept pumped flow and is internally-fed.

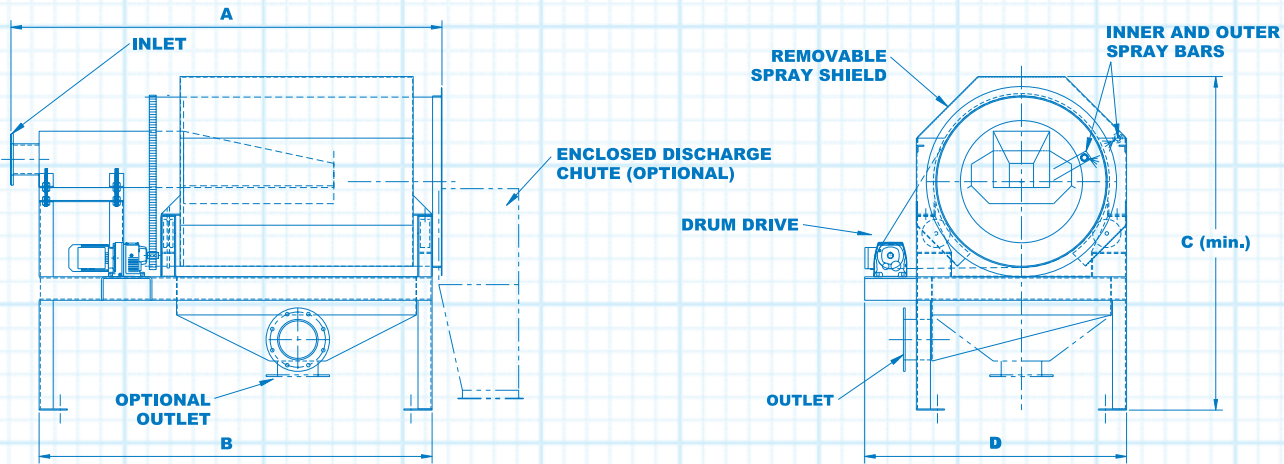
reliable, smooth running cog belt drive that eliminates chain maintenance. All wetted parts and the support structure are constructed of either 304 or 316 stainless steel.

## Construction

The Liqui-Fuge LFP consists of a drum of perforated media, internal and external spray system, flow distribution tray, support structure with trunnion wheels, drain pan (when required), removable enclosures and a drum drive system. The drum drive system consists of a gearmotor and a

## Operation

Flow is pumped to the distribution tray where it is directed onto the rotating drum. Wastewater passes through the openings in the drum while the captured screenings remain on the drum surface. Flow capacities for each unit range from 500,000 gpd to 6 mgd with a membrane screen (2mm). Non-continuous flights inside the drum transport the screenings towards the discharge end of the drum. The screenings exit the unit and fall into a post screening device or a container. Spray water cycling is adjustable to ensure maximum performance. Couple this screen with one of Vulcan's washing or screw presses and UL control packages for a complete screening, washing and dewatering system.



▼ Diagram Measurements In Inches

▼ Screen Openings (in/mm) and Associated Flows (GPM)

Model	A	B	C	D	Motor	0.080" / 2.0 mm	0.118" / 3.0 mm
LFP-244	7'-8"	6'-9"	4'-6"	3'-7"	1/2 HP	700	800
LFP-364	7'-8"	6'-11 1/2"	5'-11"	4'-8"	1 HP	1250	1500
LFP-365	8'-8"	7'-11 1/2"	5'-11"	4'-8"	1 HP	1750	2000
LFP-366	9'-8"	8'-11 1/2"	5'-11"	4'-8"	1 HP	2250	2500
LFP-485	9'-0"	8'-4"	7'-0"	5'-9 1/2"	2 HP	2575	2900
LFP-486	10'-0"	9'-4"	7'-0"	5'-9 1/2"	2 HP	2950	3350
LFP-606	10'-5"	9'-8"	8'-0"	7'-0"	3 HP	3250	3825
LFP-608	12'-11"	12'-2"	8'-0"	7'-0"	3 HP	4400	4800

Note: Flow rates are based on clean water flows.

Find more product information at:  
[vulcanindustries.com](http://vulcanindustries.com)

212 S. Kirlin Street  
 Missouri Valley, Iowa 51555 USA  
 712-642-2755 Fax 712-642-4256

